

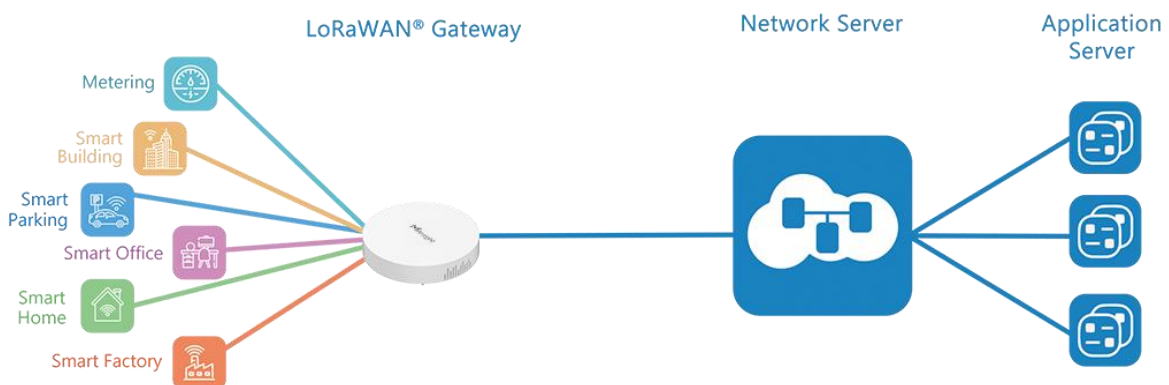
# KL63

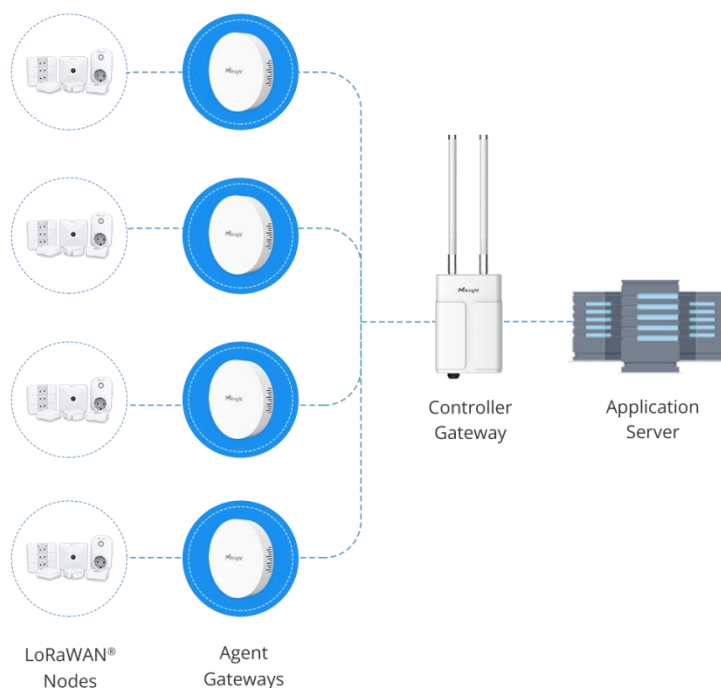
## Lo Ra WAN G a t e w a y



KL63 is a 8-channel lightweight indoor LoRaWAN<sup>®</sup> gateway. Adopting, SX1302 chip and high-performance CPU, KL63 can not only set up packet forwarding connection between more than 2000 end nodes and mainstream network servers (such as TTN, Chirpstack, etc.), but also cover up to 2 km in urbanized environment as a blind-filling gateway. With compact size, it is an ideal supplement for KL65 or KL67 for blind-filling in complex environment or wide indoor areas such as office, parking lots, campuses, etc. Besides, KL63 also has built-in network server and is compatible with Kled measurement IoT for dealing with data for a few end-nodes, suitable for LoRaWAN<sup>®</sup> small deployments.

### ◆ Application Example





**\*Note:** This shows the blind-filling function among Kled measurement gateways.

## ◆ Features

- High Performance NXP industrial processor and SX1302 chip
- 8 half/full-duplex channels
- Support Listen Before Talk (LBT) for downlink
- Small in size for easy carrying & deployment
- Desktop, wall or ceiling mounting support
- Cover the blind spot of LoRaWAN® network by transmitting data to Kled measurement KL56/KL65/KL67 controller gateway
- Kled measurement DeviceHub & IoT Cloud provide easy and centralized management of remote devices
- Enable security communication with multiple VPNs like IPsec/OpenVPN/L2TP/PPTP/DMVPN
- Compatible with mainstream network servers like The Things Industries, ChirpStack, etc.
- Built-in network server and MQTT/HTTP/HTTPS API for easily integration
- Support 20-50 end nodes with embedded NS for small deployment

## ◆ Specifications

### Hardware System

CPU	528 MHz, ARM Cortex-A7
Memory	256 MB DDR4 RAM
Flash	4 GB eMMC

**LoRaWAN**

Antenna	2 × Internal Antennas
Channel	8 (Half/Full-duplex)
Frequency Band	CN470/IN865/EU868/RU864/US915/AU915/KR920/AS923-1&2&3&4
Sensitivity	-140dBm Sensitivity @292bps
Output Power	27dBm Max
Protocol	V1.0 Class A/Class B/Class C and V1.0.2 Class A/Class B/Class C
LBT	Support

**Ethernet Interface**

Port	1 × RJ45 (PoE PD supported)
Physical Layer	10/100 Base-T (IEEE 802.3)
Data Rate	10/100 Mbps (Auto-Sensing)
Interface	Auto MDI/MDIX
Mode	Full or Half Duplex (Auto-Sensing)

**Others**

Reset Button	1 × RST
Console Port	1 × Type-C
LED Indicators	1 × SYS, 1 × LoRa
Built-in	Watchdog, RTC, Timer

**Software**

Network Protocols	PPPoE, SNMP v1/v2c/v3, TCP, UDP, DHCP, DDNS, HTTP, HTTPS, DNS, ARP, SNTP, Telnet, SSH, MQTT, etc.
VPN Tunnel	OpenVPN/IPsec/PPTP/L2TP/GRE/DMVPN
Management	Web, CLI, DeviceHub, Kled measurement IoT Cloud

**Power Supply and Consumption**

Power Input	1. 1 × 802.3af standard PoE input 2. 5V by Type-C Port
Power Consumption	Max 3.3 W

**Physical Characteristics**

Ingress Protection	IP30
Dimensions	Φ 115 x 21 mm (Φ 4.52 x 0.83 in)
Color & Material	White, PC + ABS
Installation	Desktop, Wall or Ceiling Mounting

**Environmental**

Operating	-20°C to +50°C (-4°F to +122°F)
-----------	---------------------------------

Temperature

Storage Temperature -40°C to +85°C (-40°F to +185°F)

Ethernet Isolation 1.5 kV RMS

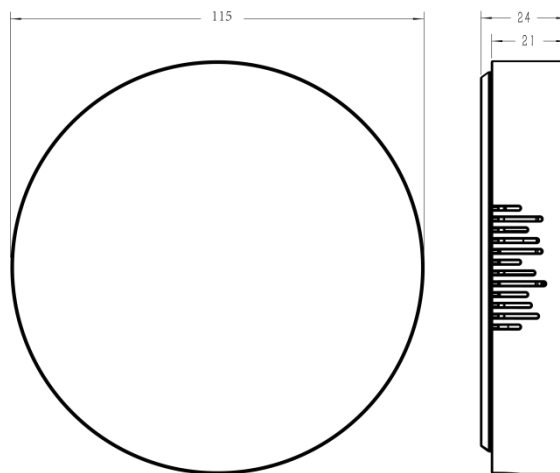
Relative Humidity 0% to 95% (non-condensing) at 25°C/77°F

**Approvals**

Regulatory CE, FCC

Environmental RoHS

◆ Dimensions (mm)



◆ Accessories



2 × Wall Mounting Kits



1 × Type-C Cable & Power Adapter  
**(Optional)**

**\*Note:** Contact us if you need any other special accessories or customized accessories.